



Description:

19 AWG solid .037" silver-coated copper-covered steel conductor, plenum, TFE Teflon® insulation, double silver-coated copper braid shield (96% coverage), FEP jacket.

Physical Characteristics (Overall)

Conductor

AWG:

# Coax	AWG	Stranding	Conductor Material	Dia. (in.)
1	19	Solid	SCCCS - Silver-coated Copper-covered Steel	0.037

Insulation

Insulation Material:

Insulation Trade Name	Insulation Material	Dia. (in.)
Teflon®	TFE - Tetrafluoroethylene	.116

Outer Shield

Outer Shield Material:

Layer #	Type	Outer Shield Material	Coverage (%)
1	Braid	Silver-coated Copper	96
1	Braid	Silver-coated Copper	94

Outer Jacket

Outer Jacket Material:

Outer Jacket Material
FEP - Fluorinated Ethylene Propylene

Overall Cabling

Overall Nominal Diameter: 0.195 in.

Mechanical Characteristics (Overall)

Operating Temperature Range: -70°C To +200°C

UL Temperature Rating: 200°C

Bulk Cable Weight: 43 lbs/1000 ft.

Max. Recommended Pulling Tension: 146 lbs.

Min. Bend Radius (Install)/Minor Axis: 2 in.

Applicable Specifications and Agency Compliance (Overall)

Applicable Standards & Environmental Programs

NEC/(UL) Specification: CMP

CEC/C(UL) Specification: CMP

EU CE Mark: No

EU Directive 2000/53/EC (ELV): Yes

EU Directive 2002/95/EC (RoHS): Yes

EU RoHS Compliance Date (mm/dd/yyyy): 04/01/2005

EU Directive 2002/96/EC (WEEE): Yes

EU Directive 2003/11/EC (BFR):	Yes
CA Prop 65 (CJ for Wire & Cable):	Yes
MII Order #39 (China RoHS):	Yes
Military Specification:	MIL-C-17G, M17/158-00001
RG Type:	142B/U

Flame Test

UL Flame Test:	VW-1, NFPA 262
C(UL) Flame Test:	FT6
Other Information (Trademarks):	Teflon® is a DuPont trademark

Plenum/Non-Plenum

Plenum (Y/N):	Yes
---------------	-----

Electrical Characteristics (Overall)

Nom. Characteristic Impedance:

Impedance (Ohm)
50

Nom. Inductance:

Inductance (µH/ft)
.067

Nom. Capacitance Conductor to Shield:

Capacitance (pF/ft)
29.0

Nominal Velocity of Propagation:

VP (%)
70%

Nominal Delay:

Delay (ns/ft)
1.48

Nom. Conductor DC Resistance:

DCR @ 20°C (Ohm/1000 ft)
19.3

Nominal Outer Shield DC Resistance:

DCR @ 20°C (Ohm/1000 ft)
2.3

Nom. Attenuation:

Freq. (MHz)	Attenuation (dB/100 ft.)
10	1.1
50	2.6
100	3.8
200	5.4
400	7.9
700	10.7
900	12.3
1000	13.1
2000	19.3
3000	24.2
5000	32.6
8000	43.2

Max. Operating Voltage - UL:

Voltage
150 V RMS

Max. Operating Voltage - Other:

Voltage	Description
1400 V RMS	Military

Misc. Information (Overall)

Other Description: 09/15/05 BAG: Updated attenuation and added to 8000 MHz

Notes (Overall)

Notes: Non-SWR swept version of RG-142. Teflon® is a registered trademark of E. I. duPont de Nemours and Co. used under license by Belden, Inc.

Put Ups and Colors:

Item #	Putup	Ship Weight	Color	Notes	Item Desc
83242 001100	100 FT	5.200 LB	BROWN	C E	#18H COAX RG-142B/U
83242 0011000	1,000 FT	44.000 LB	BROWN	C E	#18H COAX RG-142B/U
83242 001500	500 FT	22.000 LB	BROWN	C E	#18H COAX RG-142B/U

Notes:

C = CRATE REEL PUT-UP.



E = MAY CONTAIN MORE THAN 1 PIECE. MINIMUM LENGTH OF ANY ONE PIECE IS 25'

MIL-C-17G QPL Cable


50 Ohm Coax

Description	Part No.	UL NEC/ C(UL) CEC Type	Standard Lengths		Standard Unit Weight		Conductor (stranding) Diameter Nom. DCR	Nominal Core OD		Shielding Materials Nom. DCR	Nominal OD		Nom. Imp. (Ω)	Nom. Vel. of Prop.	Nominal Capacitance		Nominal Attenuation		
			Ft.	m	Lbs.	kg		Inch	mm		Inch	mm			pF/Ft.	pF/m	MHz	dB/100 Ft.	dB/100m

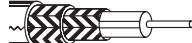

20 AWG Stranded (.035" Tinned Copper Conductor • Tinned Copper Braid Shield (95% Coverage)

Polyethylene Insulation • Black Non-contaminating PVC Jacket																			
85°C	9203	—	500	152.4	12.5	5.7	20 AWG (19x33) .035" TC 10.8Ω/M' 35.4Ω/km	.116	2.95	TC Braid 95% Shield Coverage 4.1Ω/M' 13.5Ω/km	.195	4.95	50	66%	30.8	101.0	1	.4	1.3
			1000	304.8	25.0	12.3											10	1.4	4.6
																			
M17/28-RG58																			
85°C	8262	—	U-500	U-152.4	13.5	6.1	20 AWG (19x33) .035" TC 10.8Ω/M' 35.4Ω/km	.115	2.92	TC Braid 95% Shield Coverage 4.1Ω/M' 13.5Ω/km	.195	4.95	50	66%	30.8	101.0	1	.4	1.3
			500	152.4	12.5	5.7											10	1.4	4.6
																			
M17/155-00001 (RG-58C/U). Non-SWR swept version of RG-58.																			

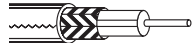
19 AWG Solid .034" Silver-coated Copper Conductor • Double Silver-coated Copper Braid Shield (95% Coverage)

Polyethylene Insulation • Black Non-contaminating PVC Jacket																			
UL AWM Style 1354 (30V 60°C)	9273	NEC:	100	30.5	4.7	2.1	19 AWG (solid) .034" SCC 8.8Ω/M' 28.9Ω/km	.117	2.97	(2) SCC Braids 95% Shield Coverage 2.5Ω/M' 8.2Ω/km	.212	5.39	50	66%	30.8	101.0	1	.4	1.3
		CMX	U-500	U-152.4	20.0	9.1											10	1.2	3.9
																			
M17/167-00001 (RG-223/U). Non-SWR swept version of RG-223.																			

18 AWG Solid .037" Silver-coated Copper-covered Steel Conductor • Double Silver-coated Copper Braid Shield (96% Coverage)

Plenum • TFE Teflon® Insulation • Tinted Brown FEP Jacket																			
200°C VW-1	84142	NEC:	100	30.5	5.0	2.3	18 AWG (solid) .037" SCCCS 19.3Ω/M' 63.3Ω/km	.116	2.95	(2) SCC Braids 96% Shield Coverage 2.3Ω/M' 7.5Ω/km	.195	4.95	50	70%	29.0	95.1	10	1.1	3.6
		CMP	500†	152.4	22.5	10.2											50	2.6	8.5
																			
M17/60-RG142																			
200°C VW-1	83242	NEC:	100†	30.5	5.3	2.4	18 AWG (solid) .037" SCCCS 19.3Ω/M' 63.3Ω/km	.116	2.95	(2) SCC Braids 96% Shield Coverage 2.3Ω/M' 7.5Ω/km	.195	4.95	50	70%	29.0	95.1	10	1.1	3.6
		CMP	500†	152.4	22.5	10.2											50	2.6	8.5
																			
M17/158-00001 (RG-142B/U). Non-SWR swept version of RG-142.																			

18 AWG Solid .037" Silver-coated Copper-covered Steel Conductor • Silver-coated Copper Braid Shield (95% Coverage)

Plenum • TFE Teflon Insulation • Tinted Brown FEP Jacket																			
200°C VW-1	84303	NEC:	500†	152.4	16.5	7.5	18 AWG (solid) .037" SCCCS 16.3Ω/M' 53.5Ω/km	.116	2.95	SCC Braid Shield 95% Shield Coverage 4.3Ω/M' 14.1Ω/km	.170	4.31	50	70%	29.0	95.1	10	1.1	3.6
		CL2P	1000†	304.8	32.0	14.5											50	2.6	8.5
																			
M17/111-RG303																			

DCR = DC Resistance • FEP = Fluorinated Ethylene Propylene • SCC = Silver-coated Copper • SCCCS = Silver-coated Copper-covered Steel • TC = Tinned Copper • TFE = Tetra Fluoroethylene

† May contain more than one piece, minimum length of any 1 piece is 25 feet.

Teflon is a DuPont trademark.